

Product Catalogue 2020



07 3276 2222



info@heritageproducts.com.au



heritageproducts.com.au

Welcome.

We are proud to present our
2020 Product Catalogue.



**Our complete product range is available throughout Australia,
distributed by a comprehensive wholesale network.**

All pine products are manufactured from Chain of Custody (CoC) Certified Clear Australian plantation Araucaria.

External pine products are treated with environmentally responsible LOSP using the most up-to-date technology available.

Weathertex products carry the manufacturer's warranty.

No structural rating is implied or warranted with our decorative elements.

Your selection of our products can be themed together to give you your own individual, elegant heritage home.

Special designs or reproductions can be manufactured to your specifications. Price on Application.

The measurements of all turned products are traditionally taken from the section size from which they are turned.

Contact Details

Phone 07 3276 2222

Email info@heritageproducts.com.au

Web www.heritageproducts.com.au

Pick up location

Address 173 Cobalt Street
Carole Park QLD 4074

Pick up hours

Monday to Friday
7:00am to 3:30pm

Office Hours

7:00am to 4:00pm

Table of Contents

Heritage Product Catalogue 2020.



Welcome

Enquiries, Information and Ordering	i
-------------------------------------	---

External

Feature Panels	2
Handrails	5
Verandah Brackets	6
Gable Fretwork	10
Balustrade	11
Ceiling Roses	12
Finials and Post Knobs	13
Verandah Posts	14
Window Hoods	15

Internal

Archways	16
Breezeways	22

Product Displays NSW, VICTORIA and SA	24
---------------------------------------	----

Product Displays QLD	28
----------------------	----

Heritage Products Solid Timber Windows and Doors

Introduction	32
Benefits	33
Guarantee	35

Doors

Entrance Units	36
Entrance Doors	37
French Light Doors	40
French Panel Doors	41
Internal Doors	43
Bi-Fold Doors	44
Louvre Doors	45
Storm Shutters	45
Verandah Lattice Doors	46
Fly Screen Doors	47
Combination Units	47

Windows

Bi-Fold Windows	48
Double Hung Windows	49
Casement Windows	50
Breezway Altair Windows	51
Louvre Windows	51

Care Instructions	54
-------------------	----

About Araucaria	56
-----------------	----

FEATURE PANELS

Heritage Range.



FEATURE PANELS - Single Panel Design

19mm THICK LASER CUT LOSP TREATED ARAUCARIA



TULIP



POINSETTIA



SPADE



FLEUR



ROSE



BUD



GUM LEAF



Q'LANDER



ANCHOR



DOVE



DOLPHIN



GECKO



DAISY



RHIANNA
ROSE



KOOKABURRA



EMU



KANGAROO



PLATYPUS



SEAHORSE



SHARK



BRONCO

NOTES:

- 19mm Hardwood Balusters also available
- Available in widths of 93mm, 116mm and 140mm
- Available in lengths of 950mm and 1200mm

PLEASE NOTE:

All decorative baluster designs are also available as decorative friezes

FEATURE PANELS

Heritage Range.



FEATURE PANELS - Double Panel Design

19mm THICK LASER CUT LOSP TREATED ARAUCARIA



TULIP



POINSETTA



SPADE



FLEUR



ROSE



BUD



GUM LEAF



Q'LANDER



ANCHOR



DOVE



DOLPHIN



GECKO



DAISY



RHIANNA
ROSE



KOOKABURRA



EMU



KANGAROO



PLATYPUS



SEA HORSE



SHARK



BRONCO

NOTES:

- Hardwood Balusters also available
- Available in widths of 93mm, 116mm and 140mm
- Available in lengths of 950mm and 1200mm

PLEASE NOTE:

All decorative baluster designs are also available as decorative friezes

Manufactured from Chain of Custody (CoC) Certified Clear Australian plantation Araucaria.

PLEASE NOTE: Photos show decorative elements only (Not to scale)

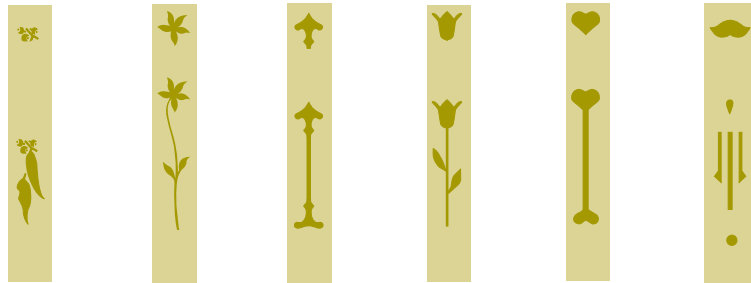
FEATURE PANELS

Traditional Range.



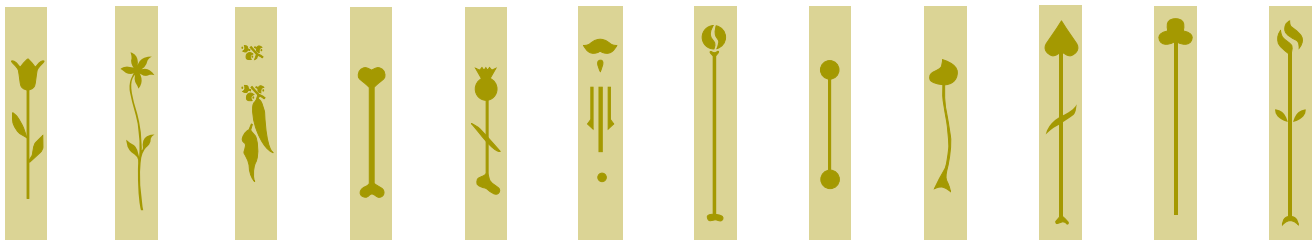
FEATURE PANELS - Double Panel Design

19mm thick laser cut LOSP Araucaria.




GUM NUT POINSETTIA TUDOR TULIP HEART QUEENSLANDER

FEATURE PANELS - Single Panel Design



TULIP POINSETTIA GUM NUT HEART THISTLE Q'LANDER GOLF BATTEN LEAF SPADE CLUB FLAME



BUD DAFFODIL POPPY ROMAN DAISY LILLY LAVENDER BURANDA PINE TREE SEAHORSE ANCHOR PALM

NOTE:

- Hardwood also available
- Available in widths of 93mm, 116mm feature panels
- Available in lengths of 950mm and 1200mm

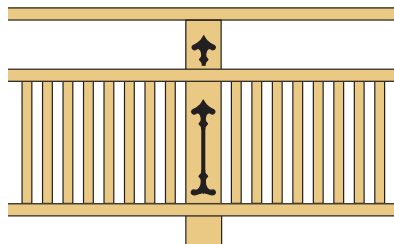
PLEASE NOTE:

All decorative baluster designs are also available as decorative friezes

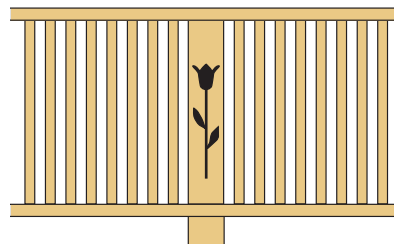
HANDRAILS




PRE ASSEMBLED PANELS




EH 1 (42 x 19 Slat)




EH 2 (42 x 19 Slat)




EH 3 (62 x 19 Slat)




EH 4 (62 x 19 Slat)



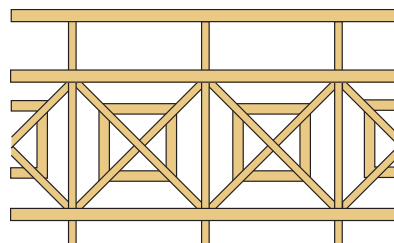
EH 5 (62 x 19 Slat)




EH 6 (25mm Hardwood Dowel)



EH 7 (25mm Hardwood Dowel)



EH 8 (67 x 42 Components*)
* Supplied in components only



EH 9 (25mm Hardwood Dowel)

NOTE:

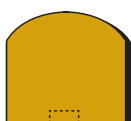
- PLEASE ADVISE IF PANELS ARE TO BE STAINED
- Manufactured from either hardwood or treated pine
- Supplied in kit form ready to assemble or fully assembled
- Handrails supplied flat base, grooved or drilled as needed
- Full priming option available

Timber Tenons


Pack 10
Pack 50



HANDRAILS



Bread Loaf
67 x 67mm




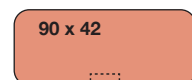
Lady's Waist
67 x 67mm



Bottom Rail
67 x 42mm



Centre Rail
67 x 42mm




Kwila Handrails

VERANDAH BRACKETS

Heritage Range.



Heritage Range



15001
250 x 360mm



15002
200 x 400mm



15006
250 x 385mm



15009
345 x 315mm



15010
385 x 330mm



15012
290 x 290mm



15019
300 x 310mm



15025
275 x 275mm



15102
262 x 185mm (Stocked)



15103
320 x 220mm



15106
450 x 350mm



15107
295 x 240mm



15109
315 x 305mm



15110
240 x 418mm



15111
345 x 345mm (Stocked)



15112
200 x 195mm (Stocked)

NOTES:

- 30mm thick LOSP treated plantation Araucaria
- Some designs available with decorative elements from balusters
- Customer made product and design service available
- Replicas from supplied templates or dimensioned drawings
- Brackets shown in site with your post and lintel beam
- First dimension is drop and second is span
- Decorative elements available for 15103 Gecko, Poinsettia, Tulip, Gum Lead and Spade



VERANDAH BRACKETS


Heritage Range.



Heritage Range



15117
230 x 390mm (Stocked)



15120
235 x 255mm (Stocked)



15121
250 x 235mm



15122
235 x 305mm



15123
310 x 288mm



15138
750 x 240mm



15151
345 x 345mm (Stocked)



15152
240 x 240mm (Stocked)



15153
200 x 200mm (Stocked)



15155
230 x 387mm



15156
240 x 240mm



15159
147 x 390mm

NOTES:

- 30mm thick LOSP treated plantation Araucaria
- Some designs available with decorative elements from balusters
- Customer made product and design service available
- Replicas from supplied templates or dimensioned drawings
- Brackets shown in site with your post and lintel beam
- First dimension is drop and second is span
- Decorative elements available for 15103 Gecko, Poinsettia, Tulip, Gum Lead and Spade



VERANDAH BRACKETS

Colonial Southern Range.



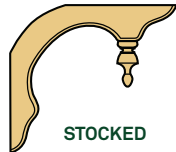
Colonial Southern Range

30mm thick LOSP treated Araucaria.



STOCKED

CB-1
330 x 280mm
0052439



STOCKED

CB-1 (with finial)
330 x 280mm
0052447



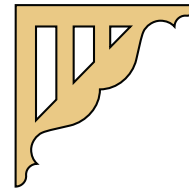
STOCKED

No.-2
175 x 245mm
0052316



STOCKED

No.-3
150 x 200mm
0052324



No.-5
380 x 380mm
0042023

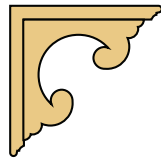


No.-6
325 x 325mm
0052332




STOCKED


No.-9
355 x 355mm
0052340



No.-10
325 x 325mm
0052358



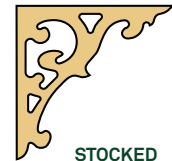
No.-12
280 x 280mm
0052366



No.-14
330 x 330mm
0052374

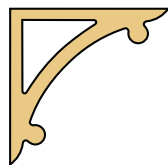


No.-15
300 x 300mm
0052382

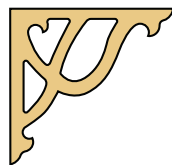


STOCKED

No.-17
355 x 335mm
0052390



No.-18
365 x 365mm
0052405



No.-19
370 x 370mm
0052413




STOCKED

No.-22
220 x 220mm
0052421



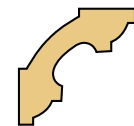
STOCKED

No.-22E
237 x 237mm
0054457



STOCKED

No.-22D
237 x 237mm
0054449



No.-32
297 x 297mm
8493603

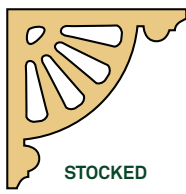


STOCKED

No.-33
233 x 233mm
8493637



No.-34
380 x 135mm
8493667



STOCKED

No.-35
380 x 380mm
0080003



No.-36
470 x 280mm
0080005



No.-37
370 x 270mm
0080006



No.-38
195 x 200mm
0080007



No.-39
190 x 190mm
0080008



No.-40
350 x 350mm
0080009



STOCKED

RG-114
280 x 280mm
0054431

VERANDAH BRACKETS

Traditional Range.



Traditional Range

30mm thick LOSP treated Araucaria.



VB 201
240 x 428mm




VB 207
222 x 395mm



VB 214
387 x 276mm



VB 221
280 x 187mm



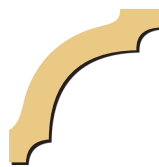
VB 225
280 x 380mm




VB 234
290 x 290mm



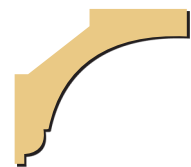
VB 301
350 x 335mm



VB 302
330 x 330mm



VB 307
275 x 280mm



VB 308
295 x 320mm



VB 611
400 x 410mm

GABLE FRETWORK

Heritage Range.



GABLE FRETWORK



GF 510



GF 511



GF 512



GF 513



GF 501



GF 502



GF 503



GF 504



GF 505



GF 506



GF 507



GF 508



GF 509

13508



13510



13511




13513




BALUSTRADE



INTERNAL BALUSTRADE



TYPE T
90 x 1385mm
42 x 900mm




TYPE H
90 x 1390mm
42 x 900mm




SPINDLE
200 x 42 x 42mm
0052293



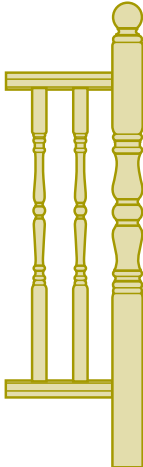
SPINDLE
150 x 35 x 35mm
8493611



CHAMFERED SQUARE
BALUSTRADE Pine Order Only
42 x 42 T/Pine 8493629
POST Pine Order Only
90 x 90 T/Pine 0044501



PLAIN SQUARE
BALUSTRADE Pine Order Only
42 x 42 T/Pine 0041854
POST Pine Order Only
90 x 90 T/Pine 0041969




LB76
BALUSTRADE Pine 0040840
42 x 42 T/Pine 0041846
POST Pine 0040874
90 x 90 T/Pine 0041943

CEILING ROSES




CEILING ROSES




CR 301



CR 302



CR 303



CR 304



CR 305




CR 306



CR 307



CR 308



MDF SURROUND

NOTE:

- Available in 315mm, 500mm and 600mm diameter

FINIALS and POST KNOBS



FINIALS



BALL TOP POINTED
WENTWORTH FINIAL

Available Lengths

- 600mm
- 900mm
- 1200mm



GABLE FINIAL

Available Lengths

- 600mm (0052073)
- 900mm (0050576)
- 1100mm (0052081)
- 1200mm (8481519)
- 1500mm (8481527)



SQUARE FINIAL

Available Lengths

- 815mm (0050996)
- 1000mm (0050997)
- 1200mm (0050998)
- 1500mm (0050999)

NOTE:

- 68mm x 68mm
- Manufactured from LOSP H3 treated Araucaria

POST KNOBS



ROUND
68mm - 41201
90mm - 41101
112mm - 41401



ACORN
90mm - 41102
112mm - 41403



WINDSOR
90mm - 41103



COLONIAL
90mm - 41106



PYRAMID POST TOP
90 / 100 / 115 /
125 135 / 140/150
200mm



ROUND
115mm - 0052201



WINDSOR
115 mm - 0052196



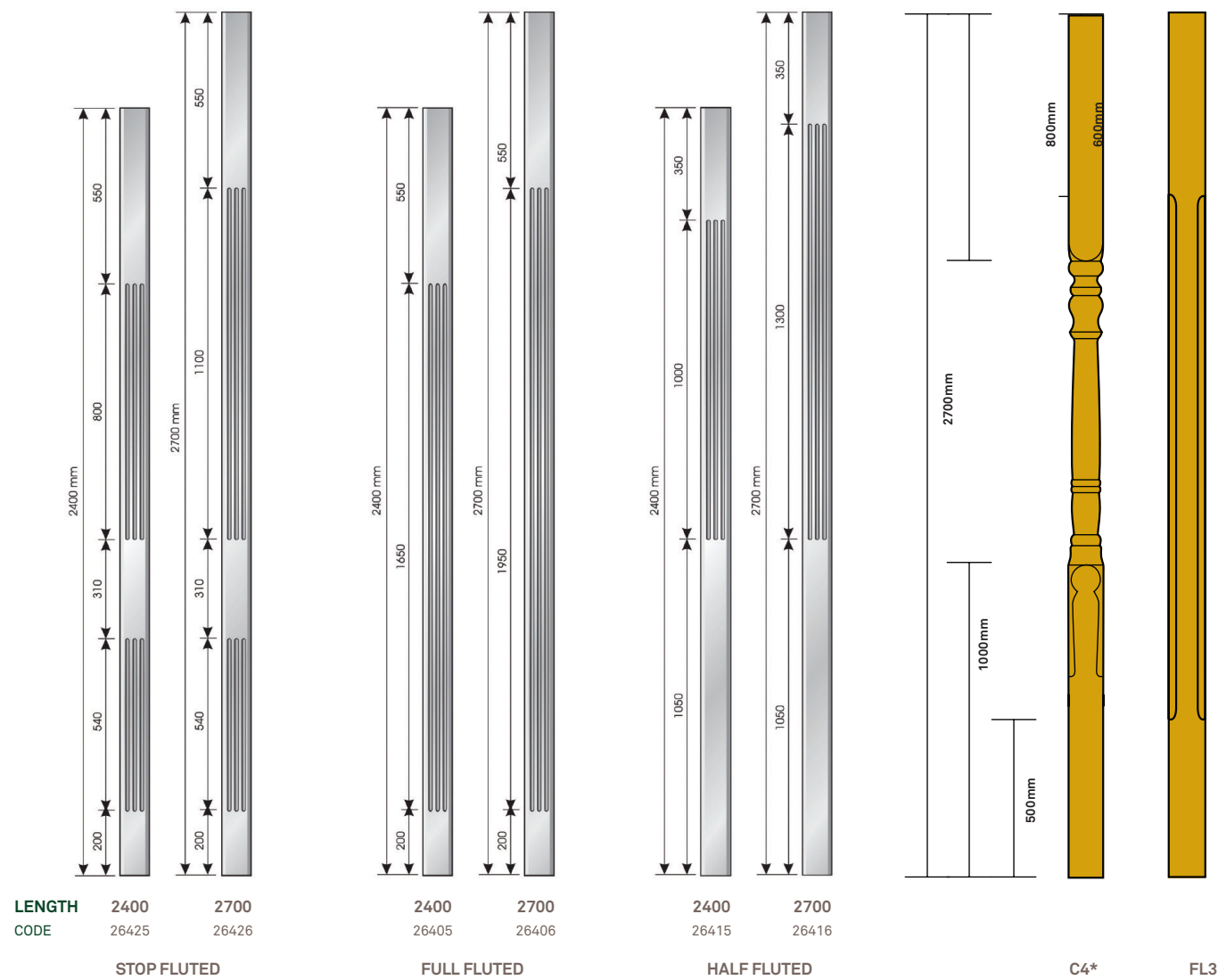
SQUARE WINDSOR
85mm

- NOTE: • LOSP treated plantation Araucaria • Half knob version available

VERANDAH POSTS



VERANDAH POSTS



WINDOW AND DOOR CANOPIES



CORNALL WINDOW CANOPY

CORNALL DOOR CANOPY

NOTES for VERANDAH POSTS:

- Sizes 90 x 90 | 115 x 115 | 135 x 135
- LOSP treated pine

WINDOW HOODS



TRADITIONAL WINDOW HOODS



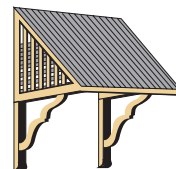
WHT 01



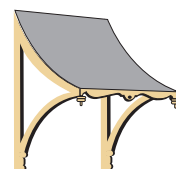
WHT 02



WHT 03



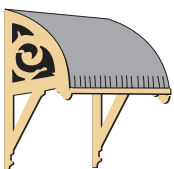
WHT 04



WHT 06



WHT 07



WHT 08



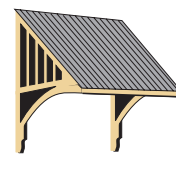
WHT 09



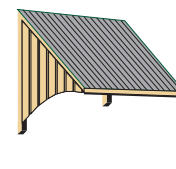
WHT 10



WHT 12



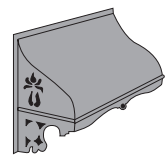
WHT 13



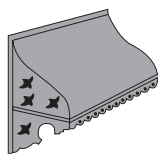
WHT 14

- All timber window hood kits include: Pre assembled hood ends - cross rails - ripple iron - gable rolls and screws
- Flashings, custom orb or colorbond sheeting available on request (POA)

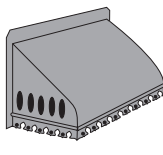
METAL WINDOW HOODS



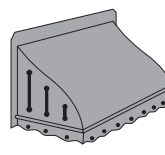
WHM 20



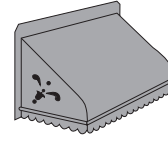
WHM 21



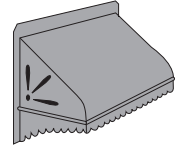
WHM 22



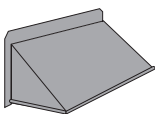
WHM 23



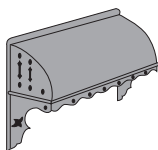
WHM 24



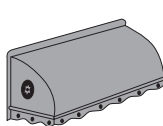
WHM 25



WHM 26



WHM 27



WHM 28

* Our metal window hoods are made from zincalume steel

HERITAGE WINDOW HOODS



Standard Paling
31123



Florentine Paling
31131



Fretwork Paling
31132



Diagonal Skillion
31138



Sunrise Skillion
31139

- Manufactured from LOSP Finger Jointed Pine
- Decorative inserts and supports 31mm
- LOSP treated Araucaria
- Precision cut joints for ease of installation
- Decorative fascia boards available in increments of 100mm

NOTE: Finial assembly to be completed on site (to ensure secure fixing). Metalwork ordered separately to suit brick or timber homes. (POA) Metal modules - sheeting, gable rolls and screens.

ARCHWAYS

Heritage Range.



ARCHWAYS - Heritage Range (Stain Grade Product)

35mm thick router cut clear Araucaria.



BH - 401
1200mm wide x 450mm drop



BH - 402
1200mm wide x 600mm drop




BH - 403
1200mm wide x 750mm drop



BH - 404
1200mm wide x 900mm drop



BH - 405
1200mm wide x 1200mm drop



FOOT A

FOOT B

FEET OPTIONS

NOTES:

- Manufactured from 35mm thick router cut Araucaria
- Price includes one square turned key block per arch set
- All arches can be matched with the foot option of your choice
- Arches to be used externally should be LOSP treated POA
- Arches can be made to match existing arches or templates POA

EXTENSION SET



Style B - Cartouche

To extend the width in arches the following extension set is available in 600, 750, 900, 1200, 1500 and 1800mm widths


ARCHWAYS

Traditional Range.




ARCHWAYS - Traditional Range (Paint Grade Product)


30mm thick laser cut clear Araucaria.



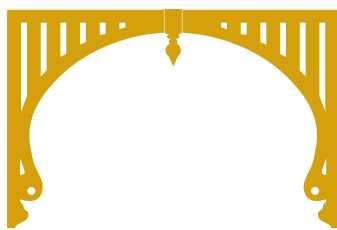
HA 401
Minimum Opening 1000mm
Height 600mm




HA 402
Minimum Opening 820mm
Height 600mm




HA 403
Minimum Opening 1200mm
Height 800mm



HA 404
Minimum Opening 1200mm
Height 880mm




HA 405
Minimum Opening 1000mm
Height 990mm



HA 406
Minimum Opening 1500mm
Height 1040mm



HA 407
Minimum Opening 1600mm
Height 1200mm



HA 408
Minimum Opening 1300mm
Height 900mm



HA 409
Minimum Opening 1500mm
Height 910mm



HA 411
Minimum Opening 1500mm
Height 910mm

ARCHWAYS

Traditional Range.




ARCHWAYS - Traditional Range

30mm thick laser cut clear Araucaria.



HA 412
Minimum opening 2400mm
Jambs supplied if required



HA 413
Full room divider
Opening 2400 to 3300mm



HA 414
Minimum Opening 1500mm
Height 760mm



HA 415
Minimum opening 2400mm




HA 416
Minimum Opening 2000mm
Height 900mm



HA 417
Minimum opening 3000mm



HA 418
Minimum Opening 1000mm
Height 1020mm



HA 419
Minimum opening 3000mm


ARCHWAYS

Traditional Range.



ARCHWAYS - Traditional Range

30mm thick laser cut clear Araucaria.




HA 420
Minimum Opening 1400mm
Height 910mm




HA 421
Minimum opening 3000mm




HA 422
Minimum Opening 820mm
Height 600mm




HA 423
Minimum Opening 820mm
Height 600mm




HA 424
Minimum Opening 1220mm
Height 760mm



HA 425
Minimum Opening 1520mm
Height 1200mm




HA 426
Minimum Opening 1000mm
Height 800mm




HA 427
Minimum Opening 1000mm
Height 630mm




HA 428
Minimum Opening 1000mm
Height 460mm



HA 429
Minimum Opening 1000mm
Height 630mm



HA 430
Minimum Opening 1220mm
Height 910mm



HA 431
Minimum Opening 1000mm
Height 910mm

ARCHWAYS

Traditional Range.



ARCHWAYS - Traditional Range

30mm thick laser cut clear Araucaria.



HA 432
Minimum Opening 2400mm
Height 910mm



HA 433
Minimum Opening 2400mm
Height 1040mm



HA 434
Minimum Opening 2400mm
Height 900mm



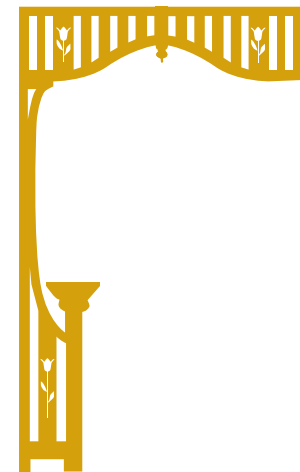
HA 435
Minimum Opening 2400mm
Height 900mm




HA 436
Minimum opening 1500mm



HA 437
Minimum opening 2400mm




HA 438
Minimum opening 1500mm



HA 439
Minimum Opening 1800mm



HA 440
Minimum Opening 2400mm



HA 441
Minimum Opening 1800mm

ARCHWAYS

Traditional Range.



ARCHWAYS - Traditional Range

30mm thick laser cut clear Araucaria.



HA 442
Minimum Opening 2400mm
Height 900mm



HA 443
Minimum Opening 2400mm
Height 900mm



HA 444
Minimum Opening 2400mm
Height 300mm



HA 445
Minimum Opening 2000mm
Height 600mm
Maximum Opening 2400mm



HA 446
Minimum Opening 1000mm
Height 780mm




HA 447
Minimum Opening 1500mm
Height 700mm

BREEZEWAYS



VENTILATION BREEZEWAYS


Standard sizes 400mm x 820mm



FL 201



FL 202




FL 203




FL 204



FL 205



FL 206




FL 207



FL 208



FL 210



FL 211



FL 212



FL 213




FL 215




FL 216




FL 217




FL 218



FL 219



FL 220




FL 221




FL 222



DOUBLE



FL 223



FL 224

NOTES:

- Manufactured from 9mm thick laser cut Araucaria ply
- Some distortion may occur in non standard sizes
- Double size 1640mm x 400mm
- Special sizes made to order
- Standard size 820mm x 400mm
- All designs cut to order

PRODUCT MERCHANDISING DISPLAYS

NEW SOUTH WALES, VICTORIA and SOUTH AUSTRALIA




DECORATOR

Product Displays.



DECORATOR - Display size 1930 x 600 x 450



ITEM	DESCRIPTION	QUANTITY	WHOLESALE PRICE	TOTAL
27999	Handrail Fixings x 10	5	\$16.95	\$84.75
27998	Handrail Fixings x 50	3	\$67.95	\$203.85
0052421	Verandah Bracket RG22	10	\$11.45	\$114.50
0054457	Verandah Bracket RG22E	10	\$11.90	\$119.00
0054449	Verandah Bracket RG22D	10	\$11.90	\$119.00
0054431	Verandah Bracket RG114	10	\$13.25	\$132.50
0052324	RG3	10	\$17.50	\$175.00
41103	100mm Turned Windsor Knob	11	\$7.55	\$83.05
41101	100mm Round Knob	15	\$7.55	\$113.25
0050576	900mm Ball Top Finial	4	\$24.58	\$98.32
0052073	600mm Ball Top Finial	4	\$23.50	\$94.00
0085842	Feature Panel A	10	\$10.90	\$109.00
8493645	Feature Panel P	10	\$10.90	\$109.00
8493653	Feature Panel Q	10	\$10.90	\$109.00
8493530	Plain Baluster 90 x 19	10	\$6.60	\$66.00
				\$1,730.22

Note:

Prices correct at time of printing.

Please confirm with current Heritage Products price list.

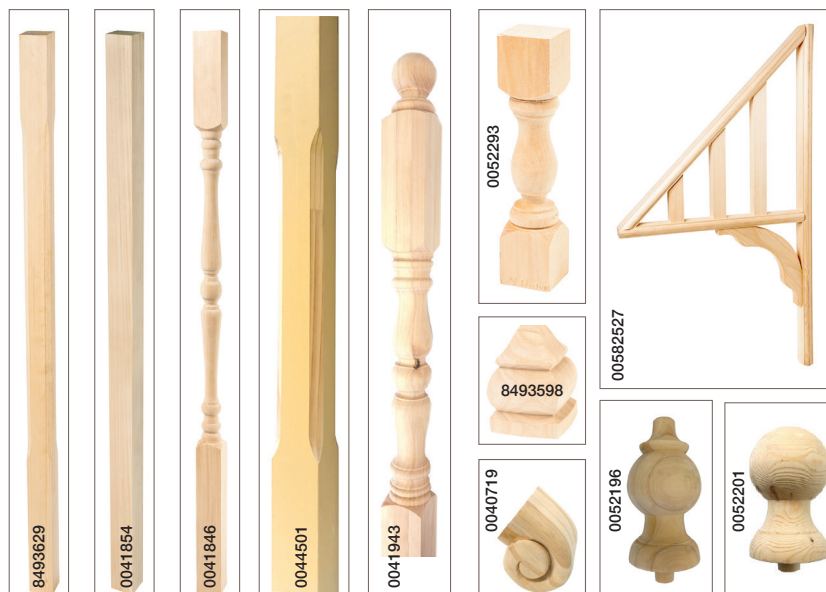


Decorator Display offers a perfect selection of Heritage Products for anyone looking to beautify their verandah or replace existing items.

RENOVATOR

Product Displays.



RENOVATOR - Display size 1930 x 1200 x 450



ITEM	DESCRIPTION	QUANTITY	WHOLESALE PRICE	TOTAL
0082527	Window Canopy 2	6	\$61.00	\$366.00
0082519	Door Canopy	6	\$57.20	\$343.20
0041082	Barge Board BT 1	10	\$12.55	\$125.50
0041333	Barge Board BT 3	10	\$12.55	\$125.50
19521	Heritage Barge Board	10	\$12.55	\$125.50
0041846	Turned Baluster LB 76	8	\$6.30	\$50.40
0041854	Plain Baluster 42 x 42	8	\$5.15	\$41.20
8493629	Chamfered Baluster 42 x 42	8	\$5.51	\$44.08
0052277	Plain Baluster 42 x 19	15	\$2.63	\$39.45
0041943	Turned Newel Post LB76 90 x 90	4	\$50.91	\$203.64
0044501	Chamfered Internal Post 90 x 90	4	\$44.84	\$179.36
8493598	85mm Square Windsor Knob	8	\$8.10	\$64.80
0052196	125 Windsor Knob	8	\$18.00	\$144.00
0052201	125 Round Knob	8	\$18.00	\$144.00
0052293	200mm Spindle	15	\$3.41	\$51.15
0040719	Cat's Paw	5	\$28.00	\$140.00
				\$2,187.78

Note:

Prices correct at time of printing.

Please confirm with current Heritage Products price list.

Renovator Display is a comprehensive addition to Decorator Display.


Featuring our best selling products for more substantial alterations and renovations.

BUILDER

Product Displays.



BUILDER - Display size 3000 x 800 x 450



ITEM	DESCRIPTION	Quantity	Wholesale Price	TOTAL
0041862	Pine Handrail 3m Internal/External	6	\$23.20	\$139.20
0041888	Pine Bottom Rail 3m Internal/External	6	\$16.85	\$101.10
0041058	42 x 5mm Square Infil Internal/External	10	\$5.00	\$50.00
0041927	19 x 12mm Infil Internal/External	10	\$4.10	\$41.00
0041456	90 x 90 Turned Post 2.7m C4	4	\$98.50	\$394.00
0041464	115 x 115 Turned Post 2.7m C4	4	\$163.82	\$655.28
0041497	90 x 90 Chamfered Post 2.7m	4	\$96.24	\$384.96
8401546	112 x 112 Chamfered Post 2.7m	4	\$160.38	\$641.52
				\$2,407.06

Note:

Prices correct at time of printing.

Please confirm with current Heritage Products price list.

Builder Display provides a complete set of solutions to construct verandahs, gazebos and sets of handrail balustrading.

PRODUCT MERCHANDISING DISPLAYS

QUEENSLAND




DECORATOR

Product Displays.



DECORATOR - Display size 1930 x 600 x 450



ITEM	DESCRIPTION	QUANTITY	WHOLESALE PRICE	TOTAL
27999	Handrail Fixings x 10	5	\$16.95	\$84.75
27998	Handrail Fixings x 50	3	\$67.95	\$203.85
15112	15112 Verandah Bracket	10	\$8.75	\$87.50
15117	15117 Verandah Bracket	10	\$21.20	\$212.00
15152	15152 Verandah Bracket	10	\$10.00	\$100.00
15102	15102 Verandah Bracket	10	\$8.10	\$81.00
15120	15120 Verandah Bracket	10	\$17.20	\$172.00
15153	15153 Verandah Bracket	10	\$10.00	\$100.00
41103	100mm Turned Windsor Knob	11	\$7.96	\$87.56
41101	100mm Round Knob	15	\$7.96	\$119.40
42103	900mm Ball Top Finial	4	\$24.58	\$98.32
42101	600mm Ball Top Finial	4	\$23.50	\$94.00
10101	Feature Panel 93 x 950 Tulip	10	\$10.90	\$109.00
10107	Feature Panel 93 x 950 Gum Leaf	10	\$10.90	\$109.00
10131	Feature Panel 93 x 950 Gecko	10	\$10.90	\$109.00
10102	Feature Panel 93 x 950 Poinsettia	10	\$10.90	\$109.00
				\$1,876.38

Note:

Prices correct at time of printing.

Please confirm with current Heritage Products price list.

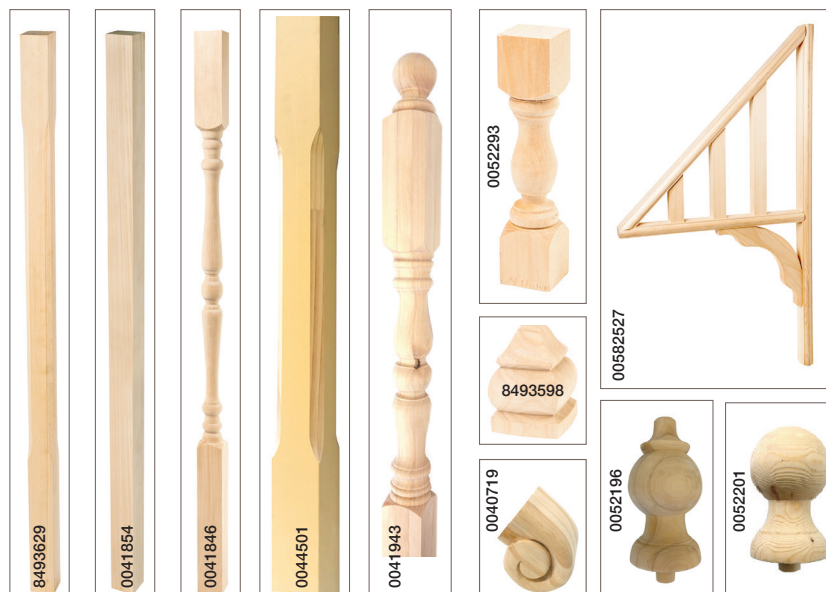

Decorator Display offers a perfect selection of Heritage Products for anyone looking to beautify their verandah or replace existing items.

RENOVATOR

Product Displays.



RENOVATOR - Display size 1930 x 1200 x 450



ITEM	DESCRIPTION	QUANTITY	WHOLESALE PRICE	TOTAL
0082527	Window Canopy 2	6	\$61.00	\$366.00
0082519	Door Canopy	6	\$57.20	\$343.20
0041082	Barge Board BT 1	10	\$12.55	\$125.50
0041333	Barge Board BT 3	10	\$12.55	\$125.50
19521	Heritage Barge Board	10	\$12.55	\$125.50
0041846	Turned Baluster LB 76	8	\$6.30	\$50.40
0041854	Plain Baluster 42 x 42	8	\$5.15	\$41.20
8493629	Chamfered Baluster 42 x 42	8	\$5.51	\$44.08
0052277	Plain Baluster 42 x 19	15	\$2.63	\$39.45
0041943	Turned Newel Post LB76 90 x 90	4	\$50.91	\$203.64
0044501	Chamfered Internal Post 90 x 90	4	\$44.84	\$179.36
8493598	85mm Square Windsor Knob	8	\$8.10	\$64.80
0052196	125 Windsor Knob	8	\$18.00	\$144.00
0052201	125 Round Knob	8	\$18.00	\$144.00
0052293	200mm Spindle	15	\$3.41	\$51.15
0040719	Cat's Paw	5	\$28.00	\$140.00
				\$2,187.78

Note:

Prices correct at time of printing.

Please confirm with current Heritage Products price list.

Renovator Display is a comprehensive addition to Decorator Display.

Featuring our best selling products for more substantial alterations and renovations.

BUILDER

Product Displays.



BUILDER - Display size 3000 x 800 x 450



ITEM	DESCRIPTION	Quantity	Wholesale Price	TOTAL
0041862	Pine Handrail 3m Internal/External	6	\$23.20	\$139.20
0041888	Pine Bottom Rail 3m Internal/External	6	\$16.85	\$101.10
0041058	42 x 5mm Square Infil Internal/External	10	\$5.00	\$50.00
0041927	19 x 12mm Infil Internal/External	10	\$4.10	\$41.00
0041456	90 x 90 Turned Post 2.7m C4	4	\$98.50	\$394.00
0041464	115 x 115 Turned Post 2.7m C4	4	\$163.82	\$655.28
0041497	90 x 90 Chamfered Post 2.7m	4	\$96.24	\$384.96
8401546	112 x 112 Chamfered Post 2.7m	4	\$160.38	\$641.52
				\$2,407.06

Note:

Prices correct at time of printing.

Please confirm with current Heritage Products price list.

Builder Display provides a complete set of solutions to construct verandahs, gazebos and sets of handrail balustrading.

HERITAGE PRODUCTS

SOLID TIMBER WINDOWS and DOORS





Timber doors and windows to match every design brief.

What is Envirowood?

Envirowood is a range of doors and windows made from Australian plantation araucaria timber - Australia's most traditional joinery and building specie.

This premium timber has a higher density and hardness rating than most imported species used for joinery manufacture and has a straight, even grain providing an excellent finish whether painted, stained or clear finished.



What is New Guinea Rosewood?

New Guinea Rosewood is a richly coloured hardwood which has made it highly prized for furniture and Joinery. Sands to a very fine finish and produces a high polish with a golden lustre.

Rosewood is also termite resistant and is well sought after by master craftsmen.



Quoting made Easy

Simply send your architectural plans to info@heritageproducts.com.au and we will have an estimate back to you within 2-3 days.



We've perfected the timber selection and construction process.

Envirowood delivers.

Durability.

Gain assurance from our industry leading 25-year guarantee against fungal decay and termites and 6 years against faulty workmanship.

Strength.

Envirowood is constructed using traditional wedged mortise and tenon construction used by traditional craftsman for centuries. Quite simply, Envirowood is built to last a lifetime.

Stability.

Araucaria is proven as one of the best softwoods in the World, a key reason for this being the superior stability of the timber.

Hardness.

Araucaria is not a pine and belongs to the genus araucariaceae. Compared to most imported species used for joinery manufacture, including Western Red Cedar and Surian cedars, araucaria has a higher density and hardness rating.

Finish.

Araucaria with it's straight, even grain provides a far superior stain or paint finish, with no furriness and minimal colour variation.

Energy Efficiency.

Envirowood Timber Joinery comes standard with Low E Glass and is over 25% more energy efficient than aluminium offering extreme comfort in all climates. All glazing is in accordance with the Australian Glazing Standard AS1288.


Environmental Excellence.

Envirowood is made from Australian plantation timber and carries full Chain of Custody (CoC) Certification under Responsible Wood Certification Scheme.

Responsible Wood* are committed to protecting and promoting Australia's unique environments with standards that ensure a forest industry that is environmentally, socially, culturally and commercially sustainable.

Technical Information

Product:	Envirowood
Species:	Plantation Araucaria Cunninghamii
Durability:	Externally durable H3 light organic solvent preservative (LOSP)
Grain:	Straight
Texture:	Very Fine
Density:	560KG/M3
Guarantee:	Fungal attack or rot 25 years Manufacture or materials 6 years



Breezway Louvre Galleries available in a variety of colours and blade options.



**Sourced from 100% sustainable,
environmentally managed plantation forests.**

Guaranteed to last.

With our own sawmills and manufacturing plants Heritage Products have been perfecting the selection and construction methods of Envirowood for over 100 years.

Many of Brisbane's century old doors and windows came from our factory and their proven performance is testament to the strength, durability and stability Envirowood delivers resisting our harsh Australian weather conditions.

The Envirowood 25 year product guarantee is unmatched and complemented by:

Conformance.

Envirowood is 3rd party audited and tested in a NATA approved testing facility to ensure conformance to AS2047 requirements - passing strict water and wind load standards.

Certification.

For your safety and comfort all Envirowood joinery is certified to the Australian Glazing Standard AS1288.

Plus Envirowood carries full Australian Forestry Standard Chain of Custody Certification.

Confidence.


The Araucaria harvested and processed into Envirowood by Heritage Products at Yarraman Pine Pty Ltd in Queensland is grown in plantations that are third party certified for sustainable forest management. Finlayson's also has Araucaria Chain of Custody Certification to the Australian Standard.




DOORS

Entrance Units


Turn an ordinary entrance way into a grand statement.




E1 – Colonial Mediterranean




E2 – Mediterranean




E3 – Mediterranean Panel




E4 – Victorian Arch




E5 – Georgian




E6 – Federation




E7 – Gothic Panel



E8 – Victorian Panel



E9 – Classic Panel



E10 – Victorian Glazed




E11 – Victorian Workers


PLEASE NOTE: While Envirowood is stocked in some standard sizes, custom manufacture to customer requirements is our speciality.

Entrance Doors


First impressions count.



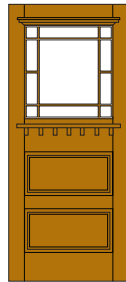
FD1




FD2



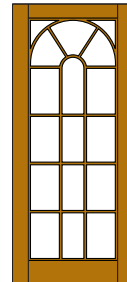
FD3




FD4




FD5




FD6




FD7




FD8




FD9




FD10




FD11




FD12



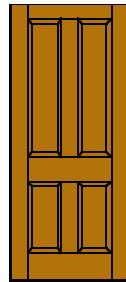
FD13




FD14



FD15



FD16




FD17



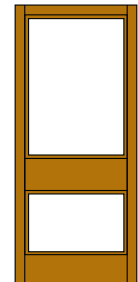
FD18




FD19




FD20




FD21




FD22



FD23



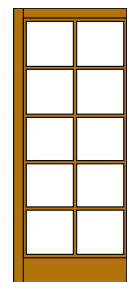
FD24




FD25



FD26



FD27




FD28




FD11 Entrance Door depicted

Entrance Doors


First impressions count.




FD27




FD28



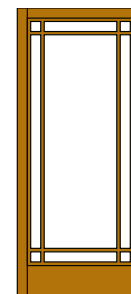
FD29




FD30




FD31




FD32




FD33




FD34



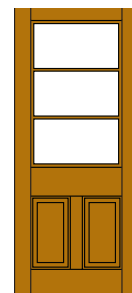
FD35




FD36




FD37




FD38




FD39




FD40




FD41




FD42




FD43




FD44




FD45



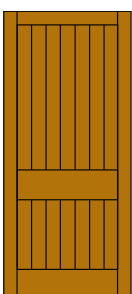
FD46



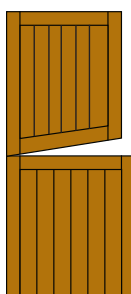
FD49




FD50




FD51




FD52



FD53



FD54



FD55

Most Common Sizes - Entrance Doors


Doors only 2040 x 820 | 2040 x 870

Hung in frames 2110 x 885 | 2110 x 935


PLEASE NOTE: While Envirowood is stocked in some standard sizes, custom manufacture to customer requirements is our speciality.

French Light Doors

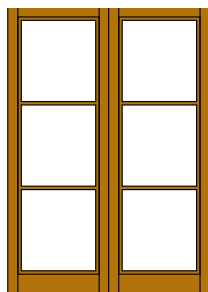
Ambience and style.




FL1




FL2




FL3




FL4




FL5




FL6



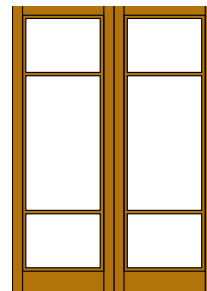
FL8




FL9




FL10




FL11



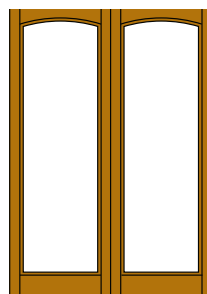
FL12




FL13




FL15




FL18




FL19




FL21



FL22




FL24




FL27

French Panel Doors


Ambience and style.




FP1




FP2




FP3




FP4




FP6




FP8




FP9



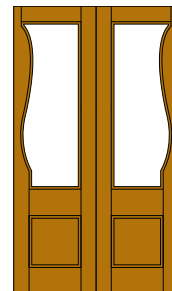
FP10




FP13




FP14




FP15




FP16




FP17




FP18




FP21



FP22



FP23



FP27

Most Common Sizes - French Light and French Panel Doors

Doors only (pairs) 2040 x 1132 | 2040 x 1332 | 2040 x 1632

Hung in frames 2100 x 1200 | 2100 x 1400 | 2100 x 1700

PLEASE NOTE: While Envirowood is stocked in some standard sizes, custom manufacture to customer requirements is our speciality.



FD16 PLY PANEL DOOR WITH
BOLECTION MOULD




Prior to manufacture customers receive a full set of shop drawings to ensure there are no surprises on site.

Internal Doors

Reveal your inner charm.



PA4 4 Panel



PA3 3 Panel

Most Common Sizes

2040 x 720 | 2040 x 770 | 2040 x 820 | 2040 x 870

PLEASE NOTE:

While Envirowood is stocked in some standard sizes, custom manufacture to customer requirements is our speciality.

Did you know?

Did you know?

Araucaria has been used in construction since the first settlement and is the only successful Australian native timber to be grown in large scale commercial plantations.

Did you know?

Heritage Product's deliver Australia wide.

Did you know?

Envirowood provides 6 star comfort, beauty...and energy efficiency.

Did you know?

Heritage Product's are the market leaders in replacing imported rainforest timbers which are still commonly used for much joinery manufacture in Australia with traditional Australian plantation timbers.

Did you know?

Your piece of mind is assured with Heritage Product's joinery as we are accredited members of the Australian Window Association.

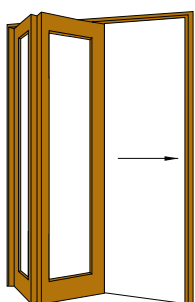
Did you know?

Prior to manufacture customers receive a full set of shop drawings to ensure there are no surprises when joinery arrives on site.

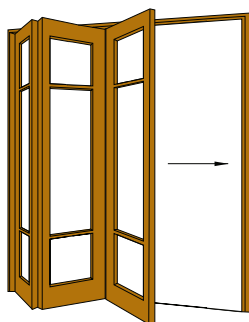


Bi-Fold Doors

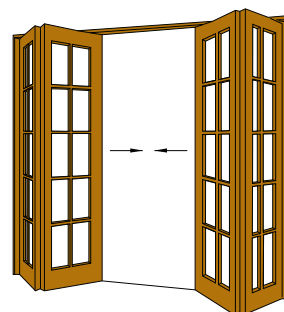
Let the outdoors in.



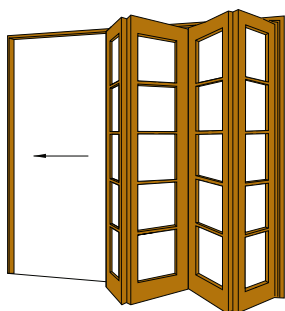
2 Folding - 2 right or 2 left "V"
2155 x 1320 | 1520 | 1720



3 Folding - all one way
2155 x 1930 | 2230 | 2530



4 Folding - 2 each way
2155 x 2370 | 2570 | 2970



4 Folding - all one way "W"
2155 x 2537 | 2937 | 3337

Also Available

- 4 Folding - 3 one way, 1 service leaf
- Sizes 2155 x 2550 | 2950 | 3350
- 5 Folding - All one way
- Sizes 2155 x 3145 | 3645 | 4145

Many different configurations available.




PLEASE NOTE: While Envirowood is stocked in some standard sizes, custom manufacture to customer requirements is our speciality.

Louvre Doors


Capture the breeze.

Fixed, open air blade louvres are perfect for cupboard, pantry and wardrobe applications.


It's a 31 x 6 louvre blade size.



LD1




LD2



LD3



LD4



LD5

Most Common Sizes

Min 760 x 410


Max 2400 x 870

Fixed 31 x 6 Timber Louvre Blade

Storm Shutters

Installing Safety.


Whether you desire the European look or simply security for your windows. Fixed blade storm shutters are sure to add character to your home.




SS1



SS2



SS3



SS4

Most Common Sizes

Min 760 x 410

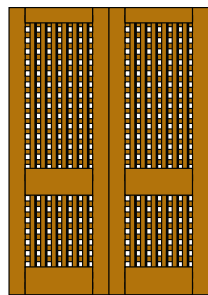
Max 2400 x 870

Fixed 75 x 16 Timber Louvre Blade

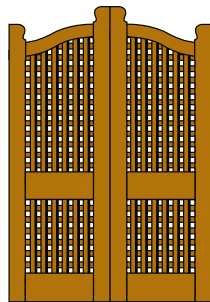
PLEASE NOTE: While Envirowood is stocked in some standard sizes, custom manufacture to customer requirements is our speciality.

Verandah Lattice Doors

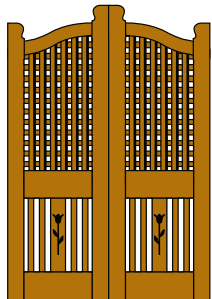
Secure your entrance.



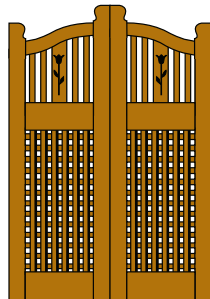
V1



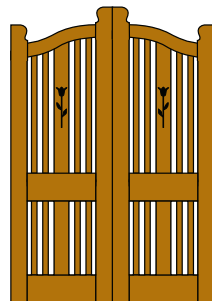
V2



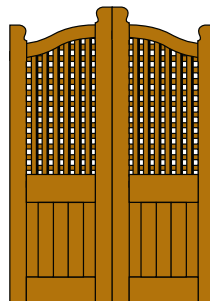
V3



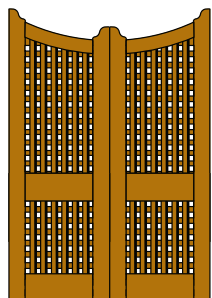
V4




V5



V6



V7



V8

Most Common Sizes

Pair of doors

2040 x 1226 | 2040 x 1426

2040 x 1600 | 2040 x 1800

Single door

2040 x 820 | 2040 x 870 | 2040 x 970


PLEASE NOTE: While Envirowood is stocked in some standard sizes, custom manufacture to customer requirements is our speciality.



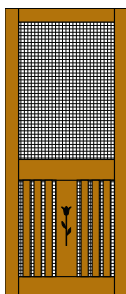
Flyscreen Doors

All shapes and sizes -
just like insects.

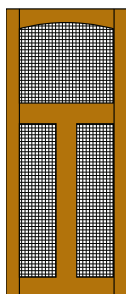
Flyscreen doors and screens can be manufactured to
suit almost any joinery application to ensure insect
free peace of mind.




FS1
2040 x 820



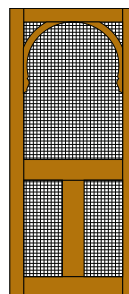
FS2
2040 x 820




FS3
2040 x 820




FS4
2040 x 820



FS5
2040 x 820



FS6
1200 x 900

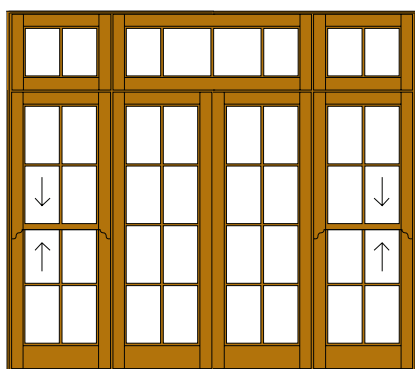


FS6
1500 x 900

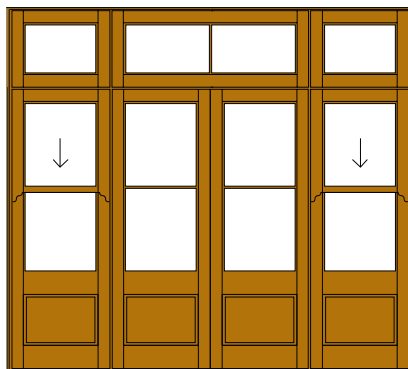
Combination Units

Maximizing versatility.


Seen something you love in a house or magazine?
Let us know and we can custom make any
combination of units to get the look you're after.



C1 - 2500 x 2400



C2 - 2500 x 2400



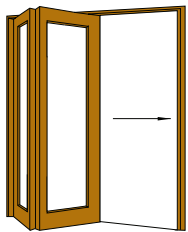
C3 - 2100 x 2400

PLEASE NOTE: While Envirowood is stocked in some standard sizes, custom manufacture to customer requirements is our speciality.


WINDOWS

Bi-Fold Windows

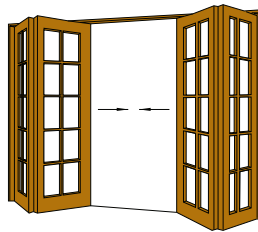
Improve access.



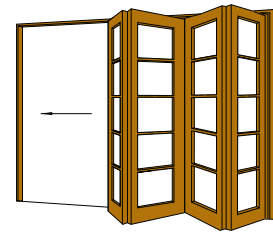
2 FOLDING
2 right or 2 left "V"
900 | 1200 | 1500 x 970



3 FOLDING
All one way
900 | 1200 | 1500 x 1420



4 FOLDING
2 Each way
900 | 1200 | 1500 x 1870



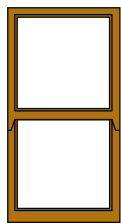
4 FOLDING
All one way "W"
900 | 1200 | 1500 x 1870



PLEASE NOTE: While Envirowood is stocked in some standard sizes, custom manufacture to customer requirements is our speciality.

Double Hung


Timeless character.




DH1



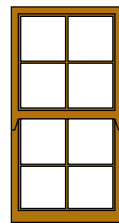
DH2H




DH2V



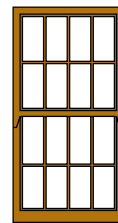
DH3V




DH4



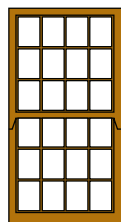
DH6



DH8




DH9



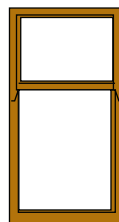
DH12




DH13



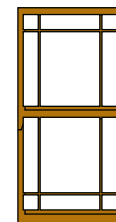
DH14




DH15



DH16



DH21



DH22

Most Common Sizes

900 | 1200 | 1500 | 1800 | 2100 x 600

900 | 1200 | 1500 | 1800 | 2100 x 750


900 | 1200 | 1500 | 1800 | 2100 x 900




PLEASE NOTE: While Envirowood is stocked in some standard sizes, custom manufacture to customer requirements is our speciality.

Casement Windows


Combining functionality and good looks.




CA1




CA2




CA3




CA4




CA5




CA6




CA8




CA9




CA13




CA21




CA22




CA23




CA26




CA27




CA28



CA29



CA30



CA31

Most Common Sizes

Min: 900 x 525

Max: 1500 x 525 (1 – 4 sashes)

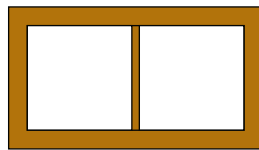
PLEASE NOTE: While Envirowood is stocked in some standard sizes, custom manufacture to customer requirements is our speciality.

Awning Windows

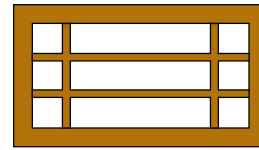
Ventilation and weather protection.



AH1



AH2



AH21

Louvre Windows

Cool the natural way.



Breezway Louvre Windows are designed for harsh environments.

Manufactured from non-corrosive materials, they seal tightly and are cyclone rated to keep rain and draughts out.

Heritage Products manufacture the complete Breezway Louvre Window package with either timber or glass blade options.

Breezway Louvre Windows can be made to almost any size you like as long as it meets the relevant Building Code requirements.

Each Breezway Louvre Window order is custom made, allowing the widest choice of customising options so please talk to our joinery consultants to find out more!

PLEASE NOTE: While Envirowood is stocked in some standard sizes, custom manufacture to customer requirements is our speciality.



E8 Victorian Panel
Entrance Unit



Big enough to deliver,
small enough to care.

Product Guarantee

Heritage Product's offer an industry leading Product Guarantee for Envirowood Joinery.

- 6 years against defects arising from faulty workmanship or materials.
- 10 year structural guarantee against fungal decay (rot), termite attack and insect borers - product replacement and labour costs.
- 25 year structural guarantee against fungal decay (rot), termite attack and insect borers - product replacement.



Conditions, Exclusions and Limitations of Guarantee

- Envirowood Joinery Installation and Maintenance Instructions must be followed. (Please see pages 32 and 33)
- Envirowood must be used in a manner consistent with the Building Codes of Australia.
- Envirowood must have a paint or stain system maintained for the life of the product. All faces and all edges must be maintained to ensure optimum serviceability, appearance and dimensional stability.
- Where Envirowood products are cut, notched, drilled or rebated on site, the exposed area must be resealed with a suitable resealing product such as Tanalised Enseal Clear or Tanalised Ecosol to ensure that an integral treatment envelope is maintained.
- The Light Organic Solvent Preservative (LOSP) used in Envirowood is manufactured by Arch Wood Protection to protect from fungal decay, termite attack and insect borers. The guarantee applies for any correctly treated, installed and maintained Envirowood products which become structurally unserviceable due to the action of termites or decay.
- Guarantee does not cover deterioration or damage to Envirowood due to any other cause apart from fungal decay, termites or insect borers. Other issues not covered by guarantee may include weathering, corrosion, bleaching, mould and surface stains, checking, mechanical wear and tear, physical breakage etc.
- Guarantee is not in effect outside of Australia.
- Proof of purchase is required.



Finishing right - Installation, care and maintenance instructions.

To get the very best performance from Envirowood and ensure your guarantee is valid, procedures for storage, handling and installation must be followed.

Many of the procedures relate to controlling the interaction of wood with water. Changing wood moisture content can lead to changes in shape and increased risk of fungal attack.

- All joinery must be sealed with an oil based primer or equivalent approved sealant within 48 hours of delivery but preferably as soon as it reaches site. For a nominal cost Envirowood can be supplied factory pre-primed. This provides temporary protection from weather and contamination during transport, site storage and construction. The priming of the putty is the purchasers responsibility and must be done as soon as a putty "skin" appears.
- The top, underside and edges of joinery should be sealed with 2 coats as this is where the end grain is located which gains/loses the most amount of moisture.
- Store joinery away from direct sunlight and out of the weather at all times. High humidity, pooled water and unusually hot locations should be avoided. Wetting or drying can cause distortion of joinery.
- All joinery should be stored flat on a minimum of 3 gluts and away from moisture.
- Joinery should be fitted to the relevant Australian Standards.
- It is the responsibility of the installer to ensure jambs are plumb and sill and heads are level to ensure square and free of twists or sag so joinery operates correctly.
- Protect the joinery if brickwork or rendering is being built around the frames.
- All external doors require three 100mm hinges per leaf.
- Double hung windows which have been factory hung, may need minor adjustment after the initial settling in period. This is the responsibility of the purchaser however can be carried out by Heritage Product's for a nominal charge.



- Un-primed Joinery is supplied factory sanded with the final sanding and arising the responsibility of the purchaser/painter.
- When hanging joinery please allow sufficient clearance for 3-4 coats of paint to eliminate any binding.
- Joinery should be painted on a regular basis - some areas of your house may require more frequent painting and maintenance than others.
- Regular maintenance is required for all hardware, even stainless steel as they are moving parts. In most environments maintenance is recommended every 6 months and every 3 months in marine or industrial environments.
- The use of paint coatings in dark tones is not recommended for high sunlit areas and will void guarantee, as unreflected heat may cause distortion due to uneven drying.
- Installation where large differences in temperature can exist on each side of joinery items should be avoided. For example, an external west facing wall with air conditioning inside.

- All external doors require overhead protection this varies depending on design and should be discussed with your Building Design Engineer.

Please remember timber is a natural product and changes in climatic conditions will cause slight movements in joinery components. This is not considered a defect.





About the Timber.

Araucaria has a uniform colour, a fine even grain and texture with a high strength to weight performance that makes it ideal for many building and decorative applications.

Species

Araucaria is part of the Araucariaceae genus, which makes it a close relative of the well known Bunya pine, the Agathis (Kauri) species and Australia's "dinosaur tree", the Wollemi pine.

Benefits

- Araucaria is up to 30% denser than imported radiata pine.
- Araucaria has very long, fine and straight fibres ensuring an excellent flat grain for painting and extremely high strength to weight ratio
- Araucaria has no excess resin ensuring no nasty surprises and costly repaints through your finished paint system as can happen with radiata pine
- Araucaria is an Australian Forestry Standard (AFS) Certified Australian Plantation Timber.
- Our Araucaria mills are Responsible Wood certified guaranteeing our products are from sustainably managed forests.
- Due to the age of the trees and the stable Queensland climate where grown, Araucaria is free of raised grain, is more stable and has a superior finish when painted





Tree Trunks Pty Ltd trading as Heritage Products

For more information contact Heritage Products

T 07 3276 2222 E info@heritageproducts.com.au W heritageproducts.com.au